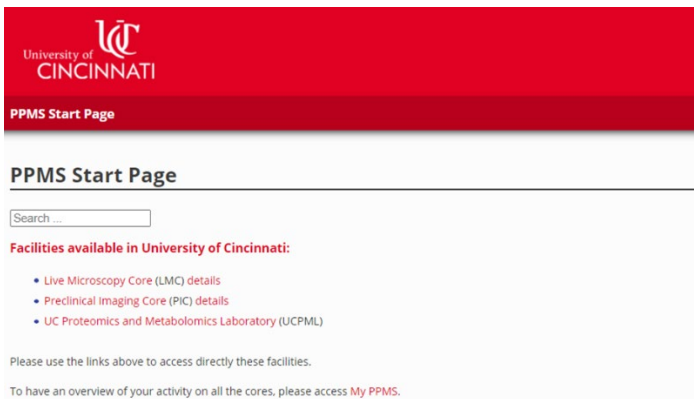
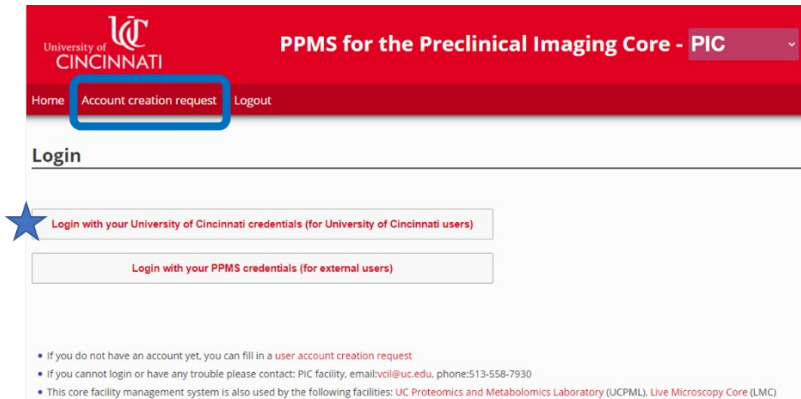


## Stratocore (PPMS) new USER set up for UC users:

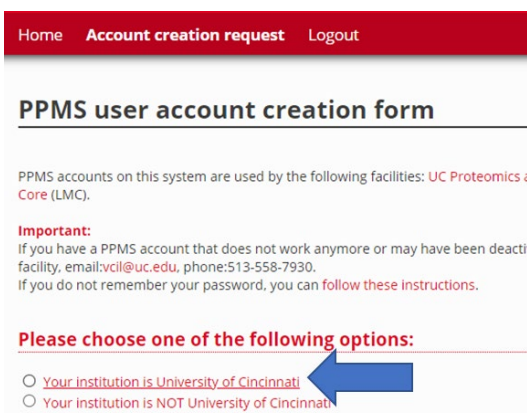
- 1) If you are not the Lab PI (GROUP), before starting this process please be sure that your GROUP is already registered in the system so that you can simply link yourself as a user to the lab group.
- 2) Connect to the UC Stratocore website at <https://ppms.us/uc/start/> which should launch the page below:



- 3) Select the core facility you wish to use and then select account creation request (note that if you are already a registered user with any of the cores you can just select Login with your UC credential as indicated by the star):



- 4) Then select your institution as UC



- 5) When prompted you should login with your normal UC credential and then provide the requested information about your user profile (see examples below). If you are uncertain about a specific field, you can leave it blank and we will work with you to include the necessary information.

# Create a new internal user

Please use the 6+2 user format for email

Will auto fill based on email

Not needed

Not needed



**Last name:**  
Haffey \*

**First name:**  
Wendy \*

**Full name:**  
Haffey Wendy

**Email:**  
dominiwd @ uc.edu \* send an email to dominiwd@uc.edu

**Login:** You should not change a user's login if your PPMS system is synchronized with third party systems. (Change anyway)  
dominiwd \*

**Phone:**  
513-558-4057

**ORCID:**

**PubMedQuery:** Specify pubmed query used to identify and search for the user in Pubmed  
Haffey Wendy [Test pubmed Query](#)

**Financial Account number:**  
 Use the group's default financial account number (if it exists)  
 Use a financial account number specific to that user

**Password:**  
 Account uses Shibboleth

**Use 2-Step authentication for login:**  
 2-Step authentication for login  
 Regular login

**User's group:**  
Greis, Ken (Greis Lab) \* [filter](#) [Create a new group](#) [Edit group](#)

**Affiliation:**  
UC

6) If your "User's group" is not available in the pull down you may need create a new group which will require you to have an account string for your PI (Group).

The typical account string format for a grant: G100122-6262412003-1-10143XX

Fund-cost center-FA-Grant number